

# SOUTH CAROLINA OPIOID CRISIS: AT A GLANCE




## Number of Prescriptions = SC Population



Prescriptions for opioids were written in 2016.

These prescriptions were written to just **20%** of the population.

Source: DHEC, SC Reporting & Identification Prescription Tracking System, 2016



**5,068** Emergency Department Visits With Opioid Overdose

Source: SC Revenue & Fiscal Affairs Office, UB-04 Hospital Billing Data 2016

**6,427** Opioid Overdose Reversal Drug Administrations

Source: DHEC, Bureau of EMS, 2016




**Total Economic Costs of Opioids**

**SC \$8,415,313,240**

**US \$571,538,991,500**

Source: US Bureau of Economic Analysis, 2016 (GDP) by Replication of CEA, 2017 Methods

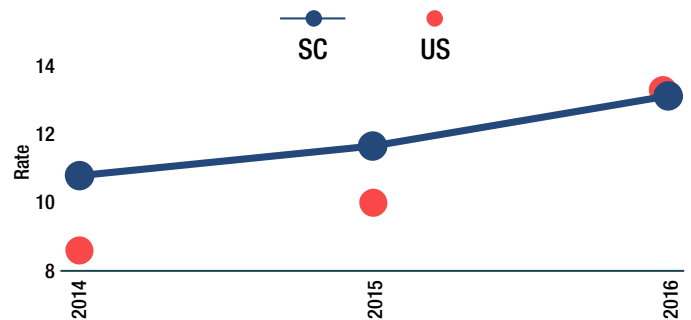


**616** Opioid Deaths  
2016 Opioid Mortality Rate: **12.8/100,000**

Ranked **28 out of 51** (Including D.C.)

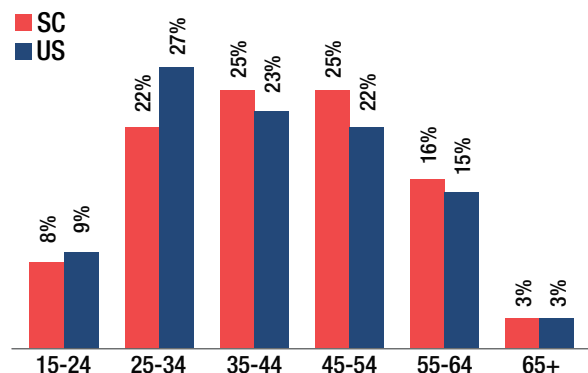
Sources: DHEC, Death Certificate, 2016 | CDC Wonder, 2016

## Death Toll On the Rise



Sources: DHEC, Death Certificate, 2016 | CDC Wonder, 2016

## It's Not Just Teenagers Dying



Sources: DHEC, Death Certificate, 2016 | CDC Wonder, 2016

## BEHAVIORAL HEALTH COALITION: ADDRESSING THE OPIOID ISSUE

Establish an interdisciplinary, cross-sector system for substance use disorders focused on managing opioid prescribing and use, and preventing and effectively treating opioid use disorder.



### QUESTIONS?

SCHA - SC BEHAVIORAL HEALTH COALITION  
ELIZABETH HARMON: [EHARMON@SCHA.ORG](mailto:EHARMON@SCHA.ORG)

SCHA - ALLIANCE FOR A HEALTHIER SC  
DR. RICK FOSTER: [RFOSTER@SCHA.ORG](mailto:RFOSTER@SCHA.ORG)